

# FIREARMS IN THE WRONG HANDS ARE DANGEROUS

Firearm licence holders respect their obligations to store their firearms correctly, but even the best storage won't deter a thief with time and access.

The best prevention against firearm theft is to avoid storing firearms at unoccupied or infrequently visited premises.

To safeguard your firearms, store them with a licensed firearms dealer or trusted licence holder when you can't be near to check on them during extended absences.

Your community will thank you.

# Longarms



VICTORIA POLICE

# Firearm Safety Course

Revised with the assistance of the  
**Firearm Safety Foundation (Victoria) Inc.**

# Objectives



VICTORIA POLICE

- Firearm Information
- Firearm Safety Rules
- Firearm Video
- Law – Firearms Act 1996
- Exam – Firearms Safety Rules
- Exam - Law



Prospective firearm owners and shooters must be fully aware of their responsibilities to:

- THEMSELVES
- THEIR FAMILIES
- AND TO EVERYONE ELSE

Therefore basic firearm safety must be known and applied at all times when using and storing firearms .

# Firearm Safety Rules



VICTORIA POLICE

1. Treat every firearm as being loaded
2. Always point firearms in a safe direction
3. Load a firearm only when ready to fire
4. Identify your target beyond all doubt
5. Check your firing zone
6. Store firearms and ammunition safely
7. No alcohol or drugs when handling firearms
8. Never have loaded firearms in the car, camp or home.
9. Avoid firing at hard surfaces or water
10. Don't climb fences or obstacles with loaded firearms.

**OBSERVE THIS CODE;**

**INSIST OTHERS DO THE SAME LEARN, PRACTISE,  
TEACH AND PROMOTE THE FIREARM SAFETY RULES**

# Firearm Types and Actions



VICTORIA POLICE

## A Category Firearms

Air Rifles



Single Barrel Shotguns



Rimfire Rifles



Double Barrel Shotguns




# Firearm Types and Actions



VICTORIA POLICE

## B Category Firearms

Lever Action Centre  
Fire Rifle



Pump Action Centre  
Fire Rifle



# Firearm Types and Actions



VICTORIA POLICE

## Category C Semi-Automatic Firearms





# Firearm Safety Rule - 1



VICTORIA POLICE

## Treat every firearm as being loaded

- Point the muzzle in a safe direction
- Open the action
- Inspect the chamber / magazine
- Finger off the trigger
- Don't take anyone's word
- Don't know how to open it?



**LEAVE IT ALONE ? ASK**

**Always point Firearms in a Safe Direction, be aware of the presence of other hunters in your group**





## Always point firearms in a safe direction

- Always point the muzzle in a safe direction
- “A safe direction” will depend on where you are
- Don’ t point a firearm at anyone else or yourself
- Don’ t allow careless habits to form
- Concentrate

### Safe Direction:-

Is a direction that, should the firearm discharge, there would be no loss of life, no injury to another person, or yourself and/or minimal damage to property

**Load a Firearm ONLY when ready to fire**





## Load A Firearm Only When Ready To Fire

**Only Load A firearm in an area where it can be safely and legally discharged.**

**Only load your ammunition into the magazine when you have reached your shooting area.**

**Unload completely with no rounds in the chamber or magazine before leaving a shooting area or entering a hut or camp.**

**Identify your target beyond all doubt**





## Identify your target beyond all doubt

NEVER FIRE until you are absolutely certain. Your target must be positively identified before firing; if in doubt

**DON' T SHOOT**

Do not fire at –

**MOVEMENT ONLY**

**COLOUR ONLY**

**SOUND ONLY**

**SHAPE ONLY**

**SIZE** and **LOCATION** are also helpful in assisting you to

Identify your target



## Identify your target beyond all doubt, cont.

**Before you shoot!** Ask Yourself “is this a person”?

This will focus your mind towards expecting to see a person, rather than assuming it is an animal.

Keep your finger away from the trigger until you are **ABSOLUTELY CERTAIN** it is safe to fire.

**Remember it is always the responsibility of the shooter to clearly identify the target.**

This is regardless of whatever strategies other hunters may or may not use to be seen.



**Check your firing zone make sure there is nothing between you and your target**



# Firearm Safety Rule - 5



VICTORIA POLICE

## Check you firing zone

The firing zone of shotguns requires special attention because the shot pattern becomes wider at longer distances .



BB Shotshell /36gm load /80 pellets



No 6 Shotshell /36gm load /340 pellets



# Firearm Safety Rule - 5



VICTORIA POLICE

## Check Your Firing Zone

Special care is required when using spotlights or telescopic sights as they limit your field of view.

What is to the left or right of your target?

What is behind your target?

What is between you and your target?







## Store firearms and ammunition separately

Store firearms and ammunition separately in locked containers

This is now law and will be covered in more detail in the law section.



## No alcohol or drugs when handling firearms

Alcohol, drugs and firearms don't mix

Good judgement is the key to the safe handling and use of firearms

Alcohol and drugs can dull and slow your mental and physical reactions

This is now law and will be covered in more detail in the law section.

**Never have loaded firearms in the home, car or camp.**



# Firearm Safety Rule - 8



VICTORIA POLICE

## Never have loaded firearms in the home, car or camp

Before entering the home, a car or camp –

- Point the muzzle in a safe direction
- Ensure that the action of every firearm is open
- That there are no rounds in the chamber or magazine

**ONLY EVER LOAD IN YOUR SHOOTING AREA**



# Firearm Safety Rule - 9



VICTORIA POLICE

## Never fire at hard surfaces or water

A ricochet will almost certainly result from shooting at hard, smooth, flat surfaces, water or rocks.



**Do not climb fences or other obstacles with loaded firearms**



# Firearm Safety Rule - 10



VICTORIA POLICE

## Do not climb fences or obstacles with loaded firearms

Before attempting to climb through a fence or negotiate any obstacle, make sure that your firearm is unloaded

An obstacle is any situation that **MAY** cause you to lose  
Control of the muzzle

# Firearm Safety Rules



VICTORIA POLICE

1. Treat every firearm as being loaded
2. Always point firearms in a safe direction
3. Load a firearm only when ready to fire
4. Identify your target beyond all doubt
5. Check your firing zone
6. Store firearms and ammunition safely
7. No alcohol or drugs when handling firearms
8. Never have loaded firearms in the car, camp or home.
9. Never fire at hard surfaces or water
10. Don't climb fences or obstacles with loaded firearms.

**OBSERVE THIS CODE;**

**INSIST OTHERS DO THE SAME LEARN, PRACTISE,  
TEACH AND PROMOTE THE FIREARM SAFETY RULES**

## Handling in the Field

Use binoculars to identify your target and not the rifle scope





## Possible ways of carrying firearms safely

Cradle Carry



# Handling Firearm in the Field



VICTORIA POLICE

## Possible ways of carrying firearms safely

Side Carry



## Possible ways of carrying firearms safely

Two Handed  
Carry







## Possible ways of carrying firearms safely

Sling Carry





## The law relating to firearms

There are four main sources of official information

- Firearms Act
- Firearms Regulations
- Wildlife Act
- Wildlife Regulations



## Firearm Categories

With the introduction of the Firearms Act 1996, firearm licences were classified by category. The licences are:-

- Category A, B, C, D, E (Longarms)
- Junior (Longarm & Handgun)
- General category & E category Handgun
- Category 1 & 2 Firearm Collector,
- Antique Handgun
- Ammunition Collector
- Heirloom
- Dealer
- Paint Ball Marker



## Category A Licence

With a Category A licence, you may possess, carry or use:-

- Airgun / Air Rifles
- Rimfire rifle (not a semi-automatic)
- Shotgun (not a pump action or semi-automatic)
- Combination of a shotgun and a rimfire rifle



## Category B Licence

With a Category B licence, you may possess, carry or use:-

- Muzzle loading firearm
- Centre fire rifle (not an automatic or semi-automatic)
- Combination of a shotgun and centre fire rifle (not an automatic or semi-automatic shotgun or rifle or pump action shotgun)
- Black powder, ball firing cannon

Category B licence automatically

Allows you to possess, carry or use

Category A firearms



## Junior Licence

Junior licence is issued to:-

- Person of or over 12 years and under 18 years of age
- To carry or use Category A or B longarms,
- For the purpose of receiving instruction in the use of such firearms or engaging in sport or target shooting competitions
- Must be under the immediate supervision of an adult licence holder at all times when using or carrying a firearm



## Other Category Licences

Contact the Divisional Firearms Officer

Licence applications are online.

[www.police.vic.gov.au/eservices-portal](http://www.police.vic.gov.au/eservices-portal)

Hardcopy handwritten applications will not be accepted



## Carrying Firearms

The carriage of loaded firearms in any type of transport or is an extremely dangerous practice and is against the law





## Travelling in a vehicle

Your firearm should be stored out of sight, preferably in a lockable gun case when travelling.

Must be unloaded at all times.

Ammunition stored in a container, preferably locked and separate from the firearm.

Must take reasonable precautions to ensure that the firearm and ammunition are not lost or stolen

When removing a firearm from a vehicle, it should be removed butt first

**NEVER MUZZLE FIRST**



## Camping - Backpacking or Hiking

You must either leave a licensed person in camp to look after any firearms, or

Take your firearms with you at all times

Must take reasonable precautions to ensure that firearms and ammunition is not lost or stolen



## Lost firearms during transportation

Person carrying or using a firearm must –

Ensure that the firearm is carried and used in a manner that is secure and is not dangerous, and

Must take reasonable precautions to ensure that firearms and ammunition is not lost or stolen



## Firearm Lost, Destroyed or Stolen

### What do you do?

You must notify the police if your firearms are –

LOST

DESTROYED

STOLEN

Within 24 hours after becoming aware of that loss,  
destruction or theft



## Moving Address

### When moving address, changing storage or postal address

You must notify police of a change of address, in writing, **within 14 days** of moving

This applies to a change of storage, postal or residential address

A “Change of Details” form

Is available from your local police station or on the Victoria Police website

A change of storage address will trigger a firearm storage inspection



## Permit to Acquire

**To be used when purchasing a firearm.**

A firearm licence holder must obtain a Permit to Acquire before purchasing or taking ownership of a firearm

There is a mandatory 28 day waiting period before the issue of your first permit.

Applications available at Police Stations and Licensed Firearms Dealers

**PERMITS TO ACQUIRE ARE ONLY ISSUED BY THE LICENSING AND REGULATION DIVISION**



## Firearm Registration

All firearms must be registered

Disposal of unwanted firearms

Unwanted firearms can be surrendered to either:-

Licensed Firearms Dealer, or

Local police station for destruction



## Category A & B firearm storage

### When not in use where must Category A & B firearms be stored?

Firearm must be stored in a receptacle –

Which is constructed of hard wood or steel that is not easily penetrable; and

If it weighs less than 150 Kilograms when empty, must be fixed to the frame or floor of the premises in such a manner that it is not easily removable; and

Which, when any firearm is stored in it, is locked with a lock of sturdy construction; and

If more than 15 firearms are stored on the premises, must be fitted with an effective alarm system







## Ammunition storage

### Where must ammunition be stored?

Ammunition must be stored in a locked container

### Separate

From the receptacle in which the firearm must be stored





## Firearms and Ammunition being Carried or Used

### Obligations when carrying/using firearms and ammunition

A person who is carrying or using cartridge ammunition must

Ensure that the cartridge ammunition is carried and used in a manner that is secure and is not dangerous; and

Must take all reasonable precautions to ensure that the cartridge ammunition is not lost or stolen



## Private Property

**Does A Firearm licence entitle you to shoot on private property?**

You may only shoot on private property with the owners permission

The permission may be either written or verbal



## Authority to Demand Licence

### Who has this Authority?

Any **Member of the Police Force**; or

An **Authorised Officer** under Section 83 of the Conservation Forest and Lands Act 1987

Has the authority to demand that you produce your firearms licence when you are in possession of a firearm

**It is an offence to fail to produce your licence**



## Firearm / Ammunition Possession

### **What does the licence allow you to possess/carry and own?**

You are only allowed to possess, carry or use the category of firearm specified on your licence

You may only possess ammunition for the Category of licence that you possess

You may not possess firearms or ammunition unless you are the holder of a licence

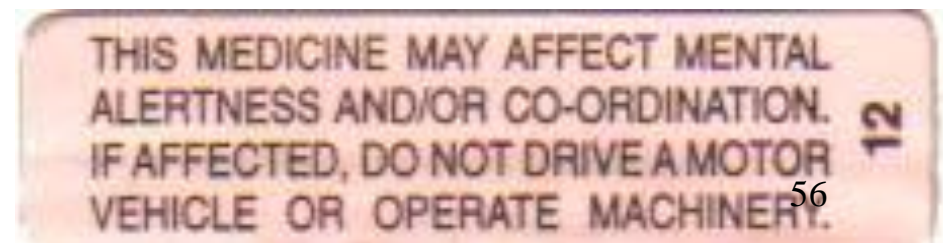
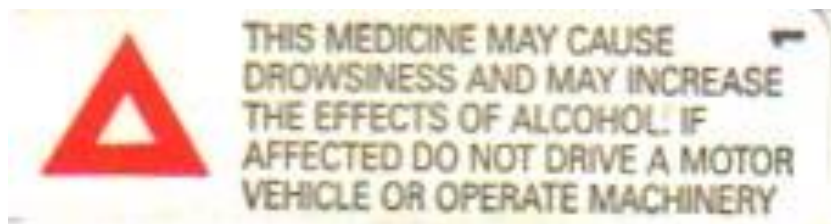


## Under the Influence of Alcohol or Drugs

**Can you use/carry firearms when under the influence of alcohol or drugs?**

It is an offence to carry or use a firearm whilst under the influence of alcohol or drugs

Includes legal and prescription drugs, any medication that warns about driving or using equipment after use







## Game Licence

A firearm licence holder must be in possession of a Game Licence to hunt –

DUCK

QUAIL

DEER

Any member of the police force; or

An **Authorised Officer** under Section 83 of the Conservation Forest and Lands Act 1987

Has the authority to demand that you produce your Game Licence when you are hunting game

# The END

